



# Disclosure & Barring Service (DBS) Online Application System

## Applicant's Guidance


### Completing an Online Disclosure & Barring Application

#### Introduction

Babcock International Support Services Ltd acts as an 'umbrella body' in processing DBS (formerly CRB) applications for the school/organisation you will be working for. In order to process your DBS check you have been asked to use our online system. This system provides a more efficient, accurate and secure alternative to the completion of paper DBS application forms, however, if you are unable to complete your DBS application online, please speak to your appointing school/organisation to discuss other alternatives.

**The following guide will help you to complete your online application. Please retain this information as you may need to refer to it later.**

In order to complete an online application you will need to have **version 7 or higher of Internet Explorer** to be downloaded onto your computer. To check which version you have, click on 'Help' when in Internet Explorer and then click on 'About Internet Explorer'.

To update Internet Explorer click on Start button . In the search box, type Update, and then, in the list of results, click Windows Update.

All individuals requiring a DBS certificate must complete a DBS application form and contact the school/establishment to arrange a meeting in person so that your identity can be checked.

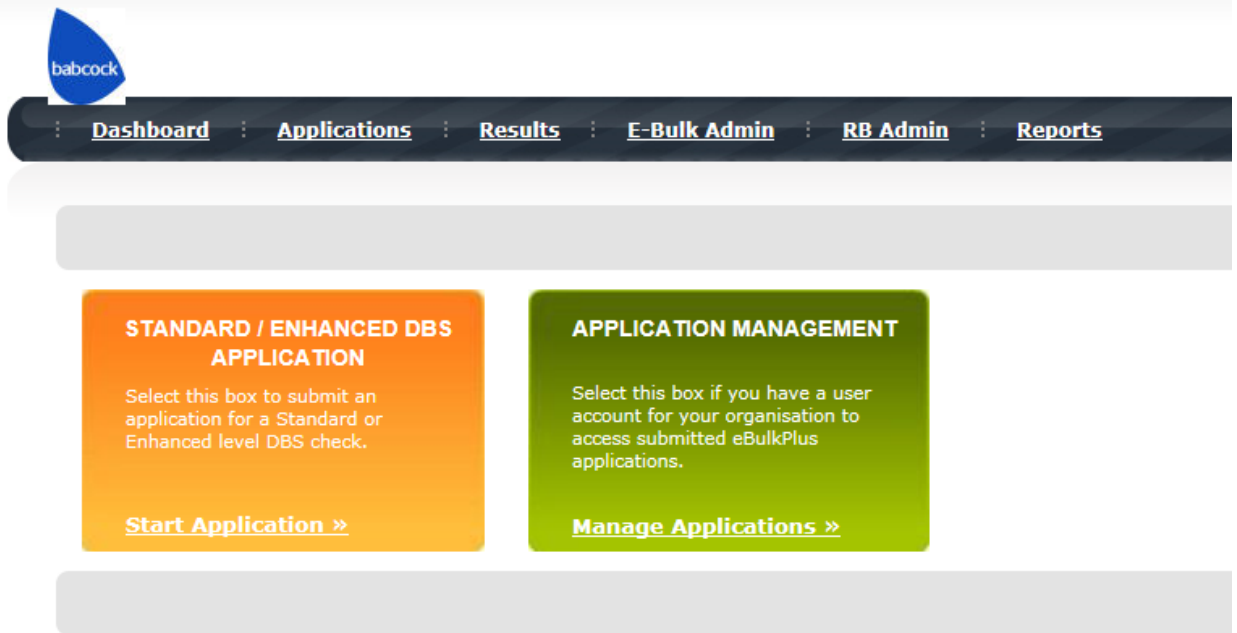
This guidance tells you about:

- How to complete the online DBS application
- What documents are required to check identity
- Who checks identity
- What happens next
- Data protection
- Further information

#### How to complete the online DBS application form

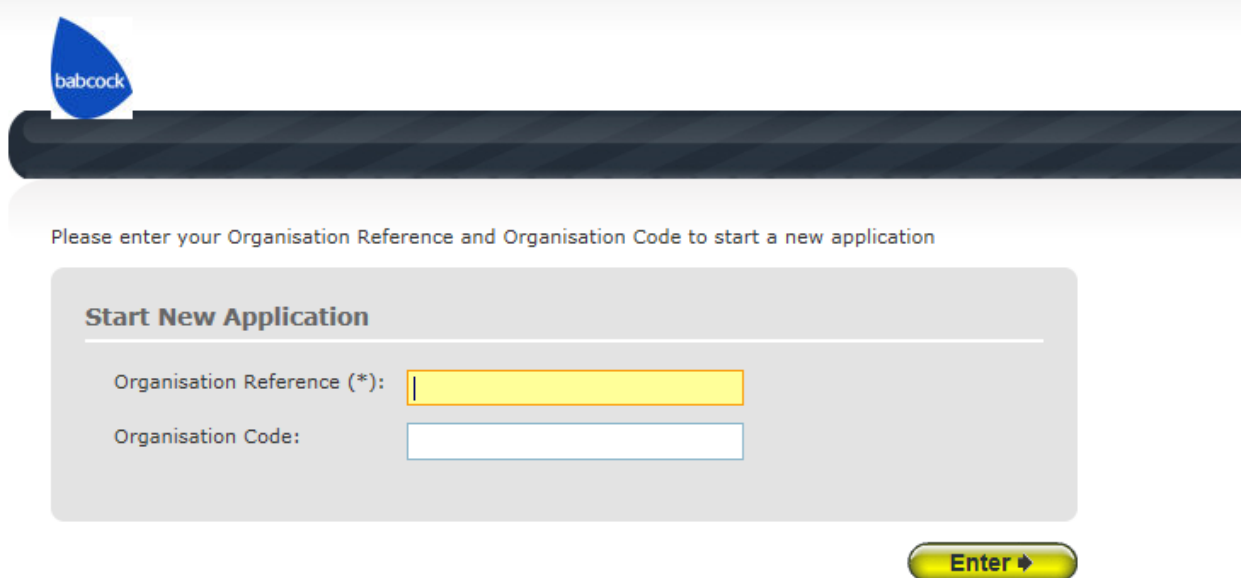
The school /organisation have requested that you apply for a DBS certificate by accessing the following website address using the unique reference and password details below:

<b>Website Address:</b>	<a href="https://disclosure.capitarvs.co.uk/babcocksupportservices/">https://disclosure.capitarvs.co.uk/babcocksupportservices/</a>
<b>School / Organisation Unique Reference:</b>	
<b>Organisation Code:</b>	



After you have accessed the online DBS application system using the above website address, move the cursor onto the **Start Application (Orange box – No 1)** and **click** to enter system.

The system will then require you to **Start New Application –**  
Please enter the Organisation Reference and Password (if you have been provided with one) and press enter button.





## Statement of Fair Processing

You will now be taken to the 'Statement of Fair Processing' outlining our terms and conditions. Please read the statement and tick the box to confirm this has been read and agreed to and click 'Next'.

## Application Pre-Entry Statement

You will now see the application pre-entry statement; this gives concise information regarding the DBS's acceptable identification requirements in support of your application. Once you have read the statement and ticked the consent box please click 'Next'.



**A key requirement of the Certificate process through the Disclosure and Barring Service (DBS) is for your identification to be verified by the organisation requesting this Certificate on you.**

**If you do not hold at least one of the identification documents listed below you should seek clarification from the organisation requesting this Certificate on you prior to starting your application as you may not be able to submit your application online.**

- Current valid Passport
- Biometric Residence Permit (UK)
- Current Driving Licence (UK, Isle of Man/Channel Islands) (full or provisional)
- Birth Certificate (UK & Channel Islands) - issued within 12 months of your date of birth

**Sometimes, we might be required to undertake an External ID Verification Validation check. If so this is undertaken independently and may require your consent.**

**Please read the document DBS list of acceptable identification for details about the identification we require. You can get further guidance about the DBS Certificate process at [www.homeoffice.gov.uk/dbs](http://www.homeoffice.gov.uk/dbs).**

**Please note, only English language applications can be submitted online - Welsh language applications must be submitted using the paper application route. If you require your certificate to be produced in the Welsh language please do not continue with this online application and contact the organisation requesting this application on you as a Welsh language application form must be completed and submitted to the Disclosure & Barring Service.**

I have read and understand this statement (tick to confirm)

## Transgender Process

DBS offers a confidential checking process for transgender applicants. This process is for transgender applicants who do not wish to reveal details of their previous identity to the person who asked them to complete a DBS application.

For more information about the transgender process please email [sensitive@db.gov.uk](mailto:sensitive@db.gov.uk)

## Section 1 – About You

The application form is a simple 5 step process.  
Please complete all fields. Mandatory fields are denoted by (\*)

If you have any **middle name(s)** ensure that you **enter** these details, particularly those that appear on your identity documents.

The application form is a simple 5 step process, please complete all fields provided.

Mandatory fields are denoted by (\*)

Gender (*):	<input type="text" value="-- select --"/>
Title (*):	<input type="text" value="-- select --"/>
Forename (*):	<input type="text"/>
Middle name 1:	<input type="text"/>
Middle name 2:	<input type="text"/>
Middle name 3:	<input type="text"/>
Surname (*):	<input type="text"/>
Date of birth (*):	<input type="text" value="-DD-"/> <input type="text" value="-MM-"/> <input type="text" value="-YYYY-"/>
NI Number:	<input type="text"/>

### Contact Details

Language (*):	<input type="text" value="-- select --"/>
---------------	---

To speed up the resolution of any queries with your application please provide a telephone number or email address we can use to contact you

Telephone No:	<input type="text"/>
---------------	----------------------

If you have an email address please supply this to allow an automated email to be sent to you to confirm your application has been submitted

Email Address:	<input type="text"/>
----------------	----------------------

### Information

#### Middle Names

Please supply all middle names, especially those that appear on your identity documents, e.g. passport, driving licence, birth certificate, etc.


Failure to comply will result in delays.

#### Language

Only English language applications can be submitted online. Welsh language applications must be submitted using the paper application route. If you require your certificate to be produced in the Welsh language please contact the organisation requesting this application on you as a Welsh language application form must be completed and then submitted to the Disclosure & Barring Service.

#### Minimum age for DBS checks

Someone who is aged under 16 at the time of application is not allowed to apply for a DBS check.

Previous 

Next 

Mandatory fields are denoted by \*

### Contact details:

\*Select **English**.

Insert your telephone/email address

### Email Address:

Applicants should provide an email address as part of their contact details. This will enable you to receive an email directly from DBS confirming your Application Reference number. The email will also include links to the DBS website giving you the option to track the progress of your DBS application.

## Section 2 – Address History

Please enter your current address. If you have not lived at this property for more than five years, you will be taken to another screen. Here you will be required to add any additional addresses to ensure your address history goes back the required five years. **Please note if you do not provide a minimum of five years address history, you will not be able to proceed to the next stage of the application process.**

Please enter your current address

**Current Address**

Address Line 1 (\*):

Address Line 2:

Town (\*):

County:

Country (\*): -- Please select --

Date from (\*): -MM-  -YYYY-

**Information**

**Address Dates**  
There cannot be any gaps or overlaps in your address history. Please ensure that the month and year from a previous address are repeated as the same date at the start of your next address. Students who switch between their permanent residence and educational establishment must enter each address with dates consecutively e.g. parents address Dec 09-Jan 10, University address Jan 10-March 10, parents address March 10-April 10 etc. Do not run addresses/dates simultaneously as your form will be rejected by the DBS.

**Postcode**  
Please ensure you fully enter your postcode, partial postcodes will cause your form to be rejected by the DBS. If you can't remember your postcode use the Royal Mail [UK Postcode Finder](#).

**No Fixed Abode UK**  
If you were of no fixed abode within the UK please enter the nearest hostel address to the location you were based.

**Foreign Addresses**  
If you have travelled overseas and cannot supply the address for a foreign country then please enter "no fixed abode" in address line 1 and town.

### Please provide your address history covering the last 5 years

You should enter the addresses in chronological order starting with the most recent, your address history needs to include Feb 2013 - present. The dates provided must also be continuous and not contain any gaps.

Click on the 'Add Address' button below to add an Address.

Address	From	To	
FAIRHAVEN AVENUE REIGATE SURREY RH2 0RX UNITED KINGDOM	Mar 2017	Present	<a href="#">Edit</a>
<input type="button" value="Add Address"/>			



## Address Dates

There cannot be any gaps/overlaps in your address history. Please ensure that the month and year of each address follows that of the previous address.

Students who switch between their permanent residence and education establishments must enter each address with dates consecutively, e.g. parents' address Dec 2009 – Jan 2010, university address Jan 2010 – March 2010, parents' address March 2010 – April 2010 etc. Do not run addresses/dates simultaneously as your application form will be rejected by the DBS.

Once an address has been entered, you can edit any information by clicking on the 'Edit' button. For further guidance visit <https://www.gov.uk/government/publications/dbs-unusual-addresses-guidance/dbs-unusual-addresses-guide>

## Postcode

Please ensure that all UK addresses have a full postcode; if you cannot remember your postcode please use the Royal Mail link provided within the address information box <https://www.royalmail.com/find-a-postcode>.

## No Fixed Abode UK

If you were of no fixed abode within the UK please enter the nearest hostel address to the location you were based.

## Foreign Addresses/Travelling Overseas

If you have travelled overseas and cannot supply the address for a foreign country then please enter 'no fixed abode' for Address Line 1. Please then enter the Town/City and Country of where you were residing within this period.

Once you have completed this section click '**Next**'.

## Section 3 – Additional Info

### Place of Birth:

Please enter details of your place of birth.

Please complete the following additional information

#### Place of Birth

Town (\*):

County:

Country (\*):

Nationality at birth (\*):

Have you changed your nationality since birth? (\*):

Have you changed your birth surname? (\*):

---

#### Other Names

Please provide details of any other names used at any time during your lifetime and the dates during which the names were used. Please enter each forename and surname separately using the 'Add Name' button below.

Name	Type	From	To
No records have been created			

[Add Name](#)

#### Information

##### Change of name(s)

If you have changed your name at any time during your lifetime, you will need to provide evidence of this to the person who verifies your identification (e.g. by presenting a change of name deed and/or marriage certificate).

Please ensure that where names change they run in date order and with no gaps.

##### Other names

If you have used any other names at any time during your lifetime please provide them.

##### Aliases

Please supply details of any alias names you may have used including dates from and to, e.g. William known as Bill etc within the Other Names section. Failure to do so could cause your application to be delayed or rejected by the DBS.

### Nationality at Birth

Please enter your Nationality at birth and state YES or NO as to whether this has changed since you were born. If this has changed, you will be required to enter your current nationality.

### Changed Surname

If you have changed your surname please provide your birth surname and the year you changed it. Please ensure that where names change they run in date order and with no gaps.

You will be asked to **provide documentation to support change of name i.e. Marriage Certificate/Civil Partnership Certificate etc.**

Applicants who were adopted before the age of 10 do not need to provide their surname at birth when completing an online application. **Applicants should give their adoptive name in this section.**

### Other Names

Please provide details of any other names used and the dates during which the names were used. Enter each **forename** and **surname** separately including **Aliases** using the **'Add Name' button**.

**Failure to supply any additional information may cause your application to be delayed.**

Once you have completed this section click **'Next'**.

## Section 4 – Employment Details

### Position Applied For

Please insert the correct job role as supplied to you by your current/new employer/establishment. You will either be required to select your job role from the dropdown list provided or enter this manually. No abbreviations are permissible, e.g. Admin Asst should read Administrative Assistant. If you are a volunteer do not enter just volunteer, please enter in which capacity your job role is, e.g. School Helper.

**Failure to enter the correct job role may cause your application to be delayed.**

Please complete the fields below

**Employment Details**

Position Applied For (\*):

Employer Name (\*):

**Conviction History**

**Information**

**Position Applied For**  
Please insert the correct job role as supplied to you by your current/new employer.

No abbreviations or acronyms are permissible, e.g. Nursery Asst should read Nursery Assistant or SMSA should read School Meals Supervisory Assistant.

If volunteer do not enter just volunteer, please enter in which capacity your job role is e.g. Coach.

**Employer Name**  
This has been defaulted to the organisation you are applying through but can be amended if required.

**Conviction History**  
If you have ever been convicted of a criminal offence or received a caution, reprimand or final warning which would not be filtered in line with current guidance? (\*): you must select Yes.

For more information see [Rehabilitation of Offenders Act](#)

### Conviction History:

'If you have ever been convicted of a criminal offence or received a caution, reprimand or final warning which would not be filtered in line with current guidance?'(\*): you must select Yes in the required field.

#### **IMPORTANT**

*Important changes to the law on the disclosure of criminal records information mean that your employer can only ask you to disclose any unspent cautions, convictions, warnings or bindovers, and new filtering rules have been introduced, although these rules will not apply for individuals who have two or more convictions. Guidance and criteria on the filtering rules can be found at the Disclosure and Barring Service website at: <https://www.gov.uk/government/publications/filtering-rules-for-criminal-record-check-certificates>. Also, positions in schools are considered to be 'excepted', which means that when your certificate is issued it may contain information on spent convictions that the DBS decides your employer needs to take into account in order to ensure the protection of vulnerable groups, including children. In addition, some specific offences will never be removed from a DBS certificate, such as serious sexual and violent offences. You can view this specified list of offences at: <https://www.gov.uk/government/publications/dbs-list-of-offences-that-will-never-be-filtered-from-a-criminal-record-check>.*



**Failure to declare unspent convictions, cautions, reprimands or warnings may result in your offer of employment being withdrawn or your employment being terminated.**

The organisation complies with Babcock International Support Services Ltd policy on the recruitment of ex-offenders and a copy of this policy can be obtained from the organisation.

A summary of the Filtering Rules is in the attached Babcock 4S document 'Filtering of Criminal Record Information Guidance for Applicants', which you can obtain from your school.

## Section 5 – Confirmation and Consent

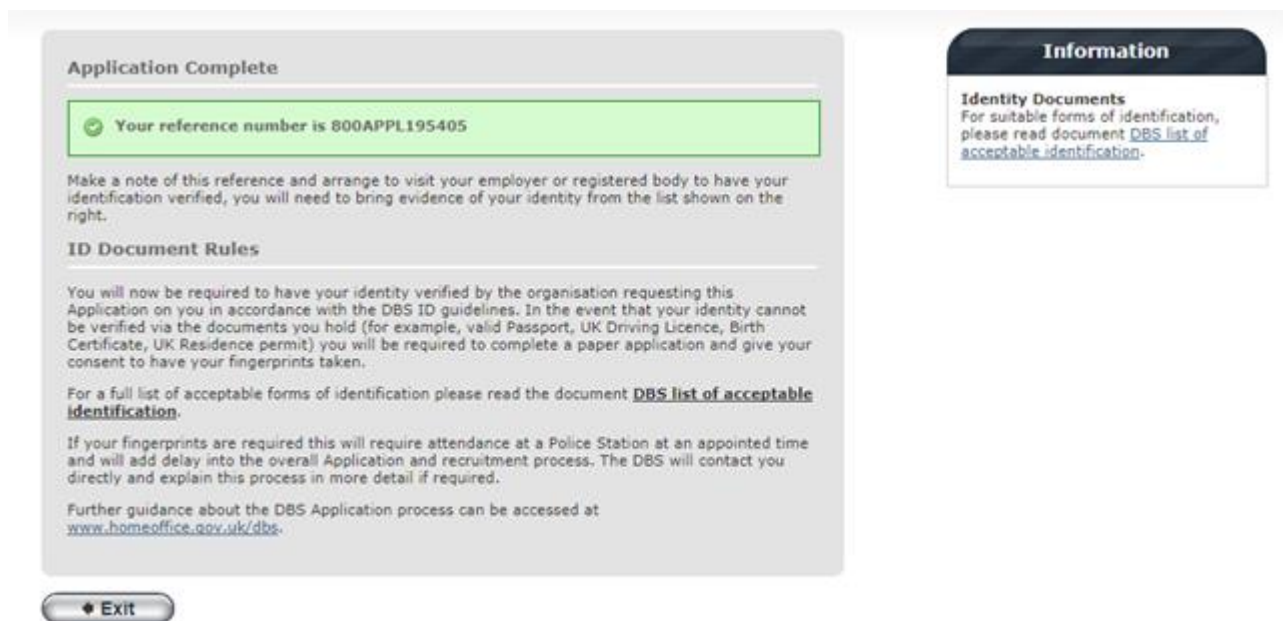
- Please review the details entered and click the **edit** button if you wish to change any of the information.
- Now Tick the **consent box** at the bottom of this page.  
(By ticking this box you are giving your authorisation/consent for a DBS check to be undertaken).
- Click on the **complete** button.

## Complete Application

You have now completed your application form and you will be given a submission reference number.

**Make a note of this number for reference purposes.** If you entered an email address onto your application form you will receive a confirmation email containing these details.

Please remember to click on ' **Exit button**' to register the application.



**Application Complete**

✔ Your reference number is 800APPL195405

Make a note of this reference and arrange to visit your employer or registered body to have your identification verified, you will need to bring evidence of your identity from the list shown on the right.

**ID Document Rules**

You will now be required to have your identity verified by the organisation requesting this Application on you in accordance with the DBS ID guidelines. In the event that your identity cannot be verified via the documents you hold (for example, valid Passport, UK Driving Licence, Birth Certificate, UK Residence permit) you will be required to complete a paper application and give your consent to have your fingerprints taken.

For a full list of acceptable forms of identification please read the document [DBS list of acceptable identification](#).

If your fingerprints are required this will require attendance at a Police Station at an appointed time and will add delay into the overall Application and recruitment process. The DBS will contact you directly and explain this process in more detail if required.

Further guidance about the DBS Application process can be accessed at [www.homeoffice.gov.uk/dbis](http://www.homeoffice.gov.uk/dbis).

◆ Exit

**Information**

**Identity Documents**  
For suitable forms of identification, please read document [DBS list of acceptable identification](#).

## Next step – identity verification

In line with the DBS code of practice all applicants requiring a DBS check must have their identity verified.

### How do I have my identity verified?

Please contact your school/college/organisation directly to arrange an appointment for your original identification documents to be viewed and processed. A list of acceptable identity documents can be found on the next page of this guidance. Your application form will be processed by your employer once they have verified your identity before being sent on to the DBS.

## Tracking the progress of your application with the DBS

If you supplied an email address whilst entering your application, as soon as your application has been received at the DBS and is assigned a DBS Application Reference number you will receive a second email detailing this information. This email will also include details and links to the DBS website to enable you to track the progress of your application from the moment the disclosure process commences.

## Contact Details

Please contact your school/college/organisation if you have any queries in regards to the DBS application process. If you experience any technical issues with the online system, please contact Babcock DBS Team on 01372 834244. Alternatively you can contact us by e-mail at [dbs@babcockinternational.com](mailto:dbs@babcockinternational.com)

## Providing Identity Documentation

The complete list of documents that may be accepted as proof of your identity, along with information on the number and types required can be found below. There are **three routes as outlined on next pages**; however the registered body **strongly advises** that applicants should where possible produce documents which adhere to **Route 1** of the ID Checking process to avoid delays in the ID checking process.

## \*ID Document Rules

- You must provide **original** documentation only; photocopies or documentation printed from the internet e.g. internet bank statements **will not** be accepted.
- At least one document **must** confirm your **current name** - remember to also provide documentation to support any name changes e.g. Marriage/Civil Partnership Certificate
- At least one document **must** confirm your **date of birth**
- At least one document **must** confirm your **current address** and documentation covering your previous five year address history may also be requested.

## Applicants who are not a national of the UK or the European Economic Area (EEA)

If you want to do paid work and you are not a national of the UK or European Economic Area (EEA) you must be able to show:

- One primary document (refer to list of primary documents below) &
- 2 supporting documents (from group 1, 2A or 2B)

If you cannot provide this documentation then a DBS check cannot be submitted as the right to work in the UK cannot be established. You cannot use any other route.

**If you want to do voluntary work and you are not UK or EEA nationals you must use Route 1.**

Non-EEA nationals who are eligible for a DBS check and receiving payment for work, even if it is an allowance, e.g. a foster carer, must use the paid work route.

However, Route 1 can be used by adult household members:

- in a fostering household
- in a childminding household
- in a host family
- living where 'work with children' takes place e.g. living in a boarding school

## Primary Documents

### Paid Non-EEA Nationals

- A current Biometric Immigration Document (Biometric Residence Permit) issued by the Home Office to the holder indicating that the person named is allowed to stay indefinitely in the UK, or has no time limit on their stay in the UK.
- A current Biometric Immigration Document (Biometric Residence Permit) issued by the Home Office to the holder which indicates that the named person can currently stay in the UK and is allowed to do the work in question.
- A current Passport endorsed to show that the holder is exempt from immigration control, is allowed to stay indefinitely in the UK, has the right of abode in the UK, or has no time limit on their stay in the UK.
- A current Passport endorsed to show that the holder is allowed to stay in the UK and is currently allowed to do this type of work question.

- A Certificate of Application issued by the Home Office under regulation 17(3) or 18A (2) of the Immigration (European Economic Area) Regulation 2006, to a family member of a national of a European Economic Area country of Switzerland stating that the holder is permitted to take employment which is less than 6 months old together with a Positive Verification Notice from the Home Office Employer Checking Service.
- An Application Registration Card issued by the Home Office stating that the holder is permitted to take employment in question, together with a Positive Verification Notice from the Home Office Employer Checking Service.

**Applicants providing one of the following documents must also provide a valid Passport:**

- A current Residence Card (including an Accession Residence Card or a Derivative Residence Card) issued by the Home Office to a non-European Economic Area national who is a family member of a national of a European Economic Area country or Switzerland or who has a derivative right of residence.
- A current Immigration Status Document containing a photograph issued by the Home Office to the holder with a valid endorsement indicating that the named person may stay in the UK, and is allowed to do the type of work in question, together with an official document giving the person's permanent National Insurance number and their name issued by a Government agency or previous employer.
- A current Immigration Status Document issued by the Home Office to the holder with an endorsement indicating that the named person is allowed to stay indefinitely in the UK or has no time limit on their stay in the UK, together with an official document giving the person's permanent National Insurance number and their name issued by a Government agency or a previous employer.

**ROUTE ONE - All applicants must initially be considered via Route One.**

**ROUTE ONE**

For Route One, you **must** produce:

- one document from Group 1
- 2 further documents from either Group 1, or Group 2a or 2b

At least one of the documents must show your current address.

**If you're not a national of the UK or the EEA and you're applying for voluntary work you may need to be fingerprinted if you cannot show these documents.**

## ROUTE TWO

Route Two can only be used if it's impossible to process the application through Route 1.

If you are not a national of the UK or the EEA and applying for voluntary work you cannot use Route 2.

If you do not have any of the documents in Group 1, then you must be able to show:

- 1 document from Group 2a; **and**
- 2 further documents from Group 2a or 2b; one of which must verify your current address.

**and the organisation conducting the ID check will request an external ID validation check to be undertaken with your consent.**

**EEA nationals who've been resident in the UK for 5 years or less may need to be fingerprinted if you cannot show these documents.**

Note that if you are unable to provide a Group 1 document the school/college/organisation conducting the ID check will request that an external ID validation check is carried out to establish your name and living history footprint to meet DBS ID validation requirements via their registered body.

If you are unable to produce ID documentation to meet Group 2 requirements you will need to explain clearly the reasons for this to your school/organisation. You will then need to proceed to Route 3.

## ROUTE THREE

Route 3 can only be used if it's impossible to process your application through Routes 1 or 2.

**EEA nationals who've been resident in the UK for 5 years or less cannot use Route 3.**

For Route 3, you must be able to show:

- a birth certificate issued after the time of birth (UK, Isle of Man and Channel Islands) and
- one document from Group 2a and
- 3 further documents from Group 2a or 2b

At least one of the documents must show your current address. If you cannot provide these documents they you may need to have your fingerprints taken at a police station.

<b>List of Valid Identity Documents</b>	
<b>Group 1 – Primary Trusted Identity Credentials</b>	
Current Valid Passport	Biometric Residence Permit (UK)
<b>A passport or biometric residence permit can only be used as a supporting document if it's not already been used as a primary document.</b>	
Current Valid Driving Licence – <b>Photo card - UK/Isle of Man/Channel Islands and EEA (Full or provisional)</b> All licences must be valid in line with current DVLA requirements	Birth Certificate ( <b>UK &amp; Channel Islands</b> ) - <b>issued within 12 months of birth</b> – full or short form acceptable including those issued by UK authorities overseas, such as Embassies, High Commissions and HM Forces
Adoption Certificate (UK & Channel Islands)	
<b>Group 2a – Trusted Government/State Issued Documents</b>	
Current Valid Driving Licence – <b>photo card (full or provisional)</b> All countries <b>outside the EEA</b> (excluding Isle of Man/Channel Islands) All licences must be valid in line with current DVLA requirements	Birth Certificate ( <b>issued after time of birth</b> ) UK & Channel Islands
	Marriage/Civil Partnership Certificate (UK & Channel Islands)
Current Valid Driving Licence - <b>paper version (if issued before 1998)</b> UK/Isle of Man/Channel Islands and EEA (full or provisional) All licences must be valid in line with current DVLA requirements	Immigration document, work permit or VISA (Issued outside of EEA) (Valid only for roles whereby applicant is living and working outside of UK.)
HM Forces ID Card (UK)	Fire Arms Licence (UK, Channel Islands & Isle of Man)
<b>Group 2b – Financial/Social History Documents</b>	
Credit Card Statement * (UK or EEA)	Bank/Building Society Statement * (UK, Channel Islands or EEA)
Utility Bill* (UK) Not Mobile Telephone	Bank/Building Society Statement * (Countries outside the EEA) (Branch must be in the country where the applicant lives and works).
Document from Central/ Local Government/ Government Agency/ Local Authority giving entitlement (UK)*: e.g. from the Department for Work and Pensions, the Employment Service , Customs & Revenue, Job Centre, Job Centre Plus, Social Security	Bank/Building Society Account Opening Confirmation Letter (UK)*
	Benefit Statement* - e.g. Child Benefit, Pension
	Financial Statement ** - e.g. pension, endowment, ISA (UK)
Mortgage Statement (UK or EEA)**	Council Tax Statement (UK & Channel Islands)**
P45/P60 Statement (UK & Channel Islands) **	EEA National ID Card (must still be valid)
Cards carrying the PASS accreditation logo (UK, Isle of Man & Channel Islands) – Must still be valid	Letter of Sponsorship from future employment provider (Non-UK/Non-EEA only) – Valid only for applicants residing outside of the UK at time of application
Letter from a Head Teacher or College Principal (UK) - 16/19 year olds in full time education (Only to be used in exceptional circumstances when all other documents have been exhausted).	



Please note if a document in the List of Valid Identity Documents is:

- Denoted with \* - it should be less than three months old.
- Denoted with \*\* - it should be issued within the past 12 months.

### What happens next?

After the school/establishment has checked your documents they will send the form electronically to be processed via Babcock International Support Service. Once DBS have completed the check they will issue a certificate which will be posted to your address.

**Please note that requests for reprints can only be made to the DBS within 93 days of the issue date of the certificate.**

**Where information is provided on the DBS certificate, you will be required to present your copy within 28 days of the issue date to your school/organisation.**

**The school/organisation process will be as follows:**

- They will be required to take a photocopy of your certificate
- Undertake an initial risk assessment
- You will be contacted by the designated person within the school/organisation, e.g. Headteacher/manager to arrange an appointment to discuss the content on your certificate.

**On the basis of a full risk assessment, the school/establishment will determine whether you are suitable to work/volunteer within their school/establishment and will inform you of their decision.**

### Disputing Information on a DBS Certificate

If you believe the information on your DBS certificate is incorrect, you must resolve this before the school/establishment can make a decision about your suitability. This can only be done by telephoning the DBS directly within **three months of the issue date** of the certificate using the telephone number listed on the back of the certificate under 'disputes'.

**If it should prove impossible to resolve matters by other means, the DBS may seek a fingerprint check in order to determine whether the record in question relates to you.**

### DBS Update Service

Users of the online DBS application service will be given the opportunity to subscribe to the DBS update service on receipt of their electronic (e) reference number or when their new certificate is issued. **You only have 30 days from the date of issue of your certificate in which to subscribe. The website address is <https://www.gov.uk/dbs-update-service>.** Subscribing to this service could mean that when you next change employer, and assuming that your new role is within the same workforce, where the same level and type of check are required, you will be able to give your new employer access to check online whether there has been any update to your DBS Certificate. This part of the pre-employment screening process will become quicker because the new employer will not have to complete a new DBS application for you, although the process will still enable them to comply with safeguarding rules. **Subscription is for 12 months, renewable annually at a cost of £13 per annum; for voluntary roles subscription is free.**



There is no statutory requirement for you to subscribe, and some organisations may decide that they wish their employees, volunteers or associates to subscribe, either on a voluntary or contractual basis. For individuals working in roles requiring more flexibility however, this service will prove to be extremely valuable.

**Data Protection:**

Babcock International Support Services Ltd has a Statement of Fair Processing and a policy on handling disclosure information which is followed by your school/establishment. Copies of these can be obtained from your school/establishment.

**Further Information**

If you require support in completing your Online DBS Application, please contact the school/establishment in the first instance for further advice.