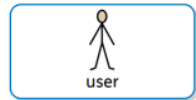


Year 3 DT Knowledge Organiser



a person who uses something



the reason why something is done or created



a document or set of instructions that outline what the purpose of a project is and what is required



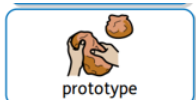
the goals that a product must achieve to be successful



investigating something to gain more information about it



characteristics that meet an intended user and purpose



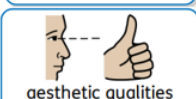
an original model of a product from which improvements, upgrades or fundamental changes can be made



to judge something against a set of criteria




how something works



how something looks

1. Hold your wood against the back of the bench hook with your thumb. Use your body weight to keep it secure.



2. Hold the saw with one hand as shown in the picture. Make sure to keep your other hand well away.

4. Along your pencil line, make a starter cut by pulling the saw back its whole length.



3. Keeping the saw straight, move it back and forth until it cuts all the way through the wood.